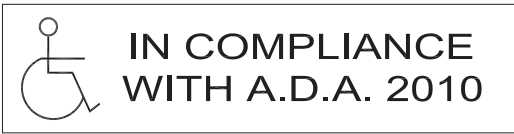


# Willoughby Stainless Fountains



## WODS-ADA Series ADA Outdoor Shower



To specify fixture and options, use the Model Number and Options page.  
Example: To specify a WODS-ADA outdoor shower with one-sided approach, 316 stainless steel body/cap/flange, in Yellow color  
Use the following Willoughby Model Number: **WODS-ADA-1A-316-Y**

### Recommended Specifications

Outdoor shower shall be Willoughby Model No. **WODS-ADA-**\_\_\_\_\_

Model **WODS-ADA** outdoor shower shall be vandal resistant with a 304 stainless steel 8" Sched. 10 main column and 11 Ga. flange.

Meets ADA requirements with one (1) standard shower head, one (1) shower head at ADA height, one (1) foot shower, two (2) grab bars, and three (3) push buttons for operating showers. Push button for ADA shower head is also at ADA height requirement.

Shower heads and foot showers shall be activated by recessed mounted solid stainless steel push button assemblies controlling lead-free metering and non-metering valves with 1.5 GPM flow. Shower unit is easily winterized by turning off the fixture supply line (shut-off valve by others), disconnecting the flexible supply hoses from the valves, and removing the valves from within the body; all valves are secured using a single-point attachment nut.

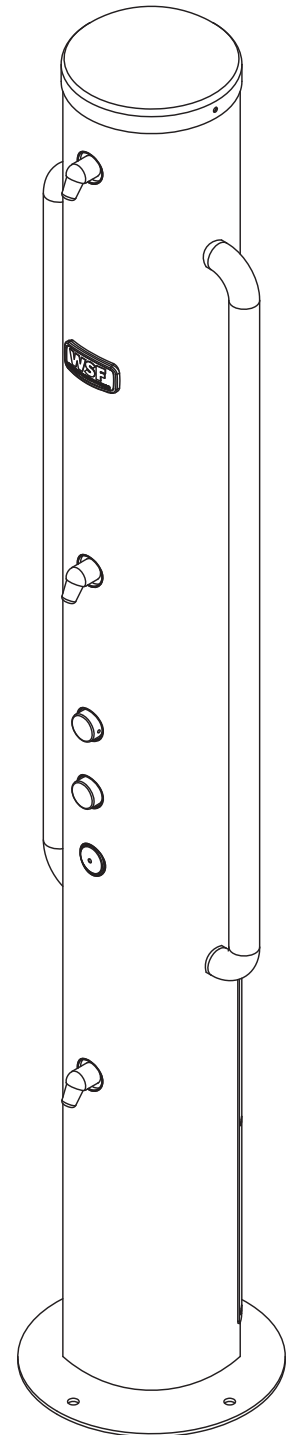
Shower heads and optional foot showers shall be Willoughby all-stainless steel (NPS) non-user adjustable shower heads.

Shower unit shall be factory assembled, tested for proper operation and ready for installation by a contractor. Unit to be anchored using 1/2"-13 anchoring bolts (by others).

Shower unit shall have a powder coat finish from the list of colors on the next page.

Optional marine-grade type 316 stainless steel body (main column, flange, and cap) is available for applications in which the unit's exterior may come into contact with salt water.

Optional mounting kit available for purchase consisting of stainless steel anchors, nuts, washers and rubber gasket washers. If optional kit is not used, stainless steel hardware recommended.



**WARNING:** Cancer and Reproductive Harm

- [www.P65Warnings.ca.gov](http://www.P65Warnings.ca.gov)

visit our website at [www.willoughbystainlessfountains.com](http://www.willoughbystainlessfountains.com)

5105 West 78th Street • Indianapolis, IN. 46268  
(317) 875-0830 • Fax: (317) 875-0837 • (800) 428-4065



MADE IN THE U.S.A.

**WSF3-3**

# MODEL NUMBER AND OPTIONS:

## 1.) Outdoor Shower Type:

- WODS-ADA Outdoor ADA Shower

## 2.) Approach:

- 1A One-sided Approach- Both ADA and non-ADA showering stations are on the same side of the shower column
- 2A Two-sided Approach\*- ADA and non-ADA showering stations are on opposite sides of the shower column

**\*NOTE:** Foot Shower station will be placed on the same side as the non-ADA shower head.

## 3.) Foot Showers:

- 0 No Foot Showers
- 1 One (1) Foot Shower

## 4.) Flow Rates:

- 1.5 GPM (Standard)

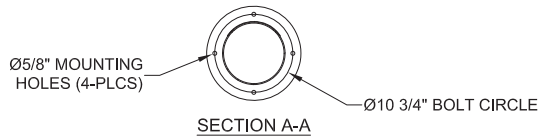
## 5.) Options:

- 316-ODS 316 Stainless Steel Body For Outdoor Shower
- CAR-ODS Surface Carrier For Outdoor Shower (Including mounting hardware)
- WSFMK4 4 Bolt Hole Mounting Kit (Not req'd with Carrier option)

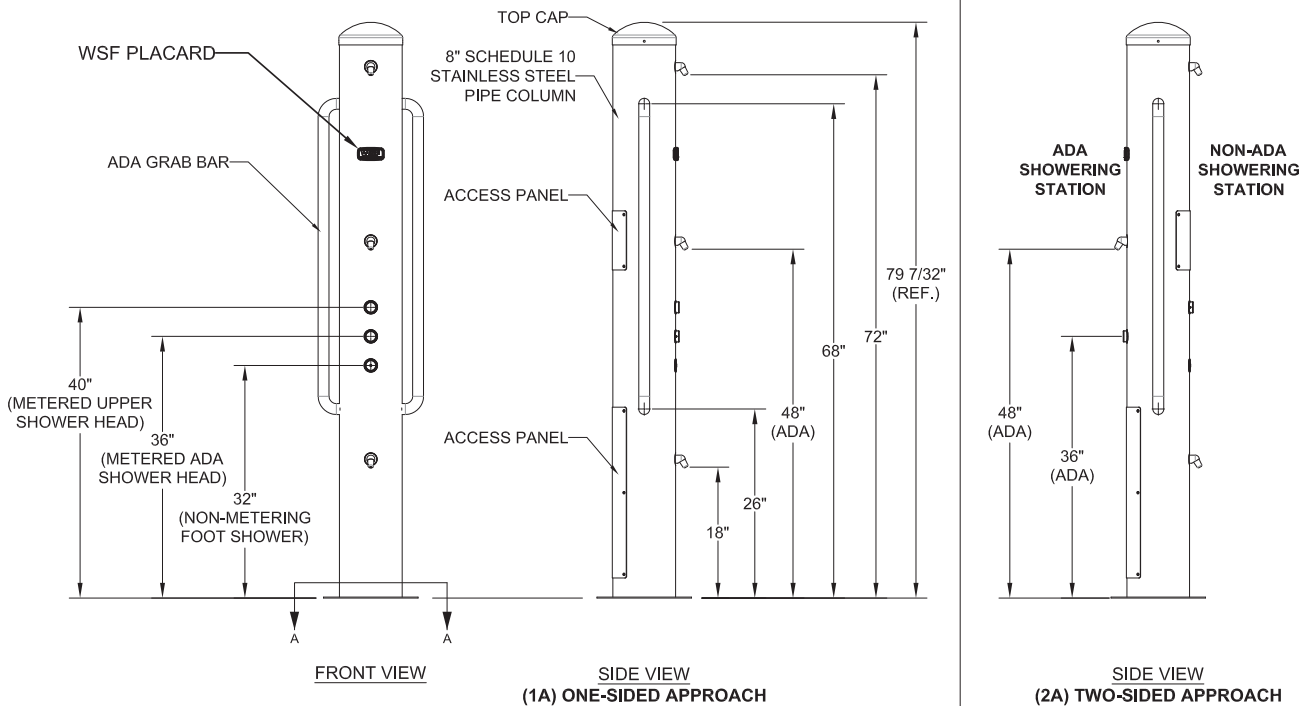
## 6.) Colors (select one):

- SL Silver
- G Green
- R Red
- BL Blue
- O Orange
- V Violet
- Y Yellow
- BR Brown
- BK Black
- BE Beige
- W White

Approved For Manufacturing By: \_\_\_\_\_ Date: \_\_\_\_\_ Company: \_\_\_\_\_  
 Wall Thickness: \_\_\_\_\_ Wall Type: \_\_\_\_\_



**VERIFY ALL DIMENSIONS WITH FACTORY PRIOR TO ROUGH-IN**  
 WILLOUGHBY RESERVES THE RIGHT TO MAKE CHANGES IN DESIGN AND DIMENSIONS WITHOUT FORMAL NOTICE AND WITHOUT INCURRING OBLIGATION.



visit our website at [www.wiloughbystainlessfountains.com](http://www.wiloughbystainlessfountains.com)

5105 West 78th Street • Indianapolis, IN. 46268  
 (317) 875-0830 • Fax: (317) 875-0837 • (800) 428-4065



MADE IN THE U.S.A.