

Willoughby Stainless Fountains



CWBF-1WM Series Wall Mounted Outdoor Bottle Filler

To specify fixture and options, use the Model Number and Options page.

Example: To specify a CWBF-1WM outdoor bottle filler with recessed pushbutton, and 316 stainless steel body/cap/flange in Green color

Use the following Willoughby Model Number: CWBF-1WM-RPB-316 -G

Standard Features

- * Simple, vandal-resistant pushbutton or optional infrared operation
- * Quick, 1-gallon-per-minute fill rate
- * One-piece fully-welded construction
- * Standard heavy duty type 304 stainless steel 8" Sched. 10 main column and 11 Ga. flange
- * Optional marine-grade type 316 stainless steel body for installations near salt water
- * Solid stainless steel vandal resistant anti-rotation filler spout
- * Promotes use of environmentally friendly refillable bottles, reducing use of disposable bottles
- * Compliant to ADA reach height guidelines
- * Powder coat finish (color options on page 2)

Recommended Specifications

Wall mounted outdoor bottle filler shall be Willoughby Model No. **CWBF-1WM** ____ (see Model Number and Options guide for actuator selection).

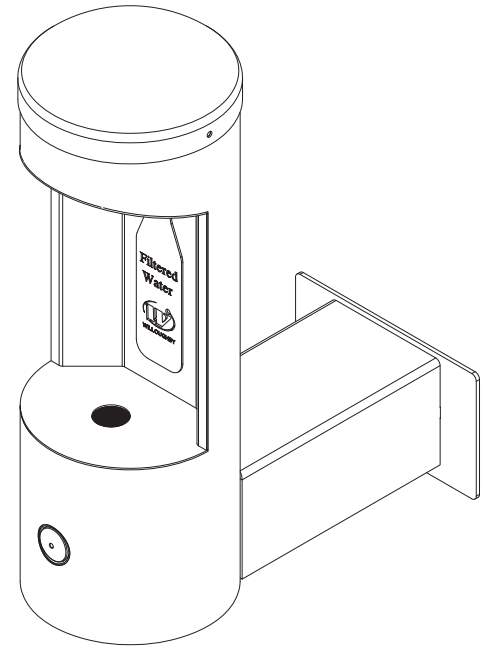
Model **CWBF-1WM** outdoor bottle filler shall be a single-level, vandal resistant drinking fountain with 304 stainless steel 8" Sched. 10 main column and 11 Ga. flange.

Filler spout shall be activated by a recessed mounted solid stainless steel pushbutton assembly which controls a lead-free, self-closing valve (optional hardwire- or battery operated- infrared activation available). Pushbutton operation shall require less than 5 lbs. of force.

Flow controls (1.0 GPM) are used to ensure adequate flow without being wasteful.

Model **CWBF-1WM** bottle filler shall be lead-free and in compliance with ANSI/NSF 61, Section 9 requirements.

Optional 316 stainless steel body (main column, flange, and cap) are available for applications in which the unit's exterior may come into contact with salt water.



WARNING: Cancer and Reproductive Harm

- www.P65Warnings.ca.gov

visit our website at www.willoughbystainlessfountains.com

5105 West 78th Street • Indianapolis, IN. 46268
(317) 875-0830 • Fax: (317) 875-0837 • (800) 428-4065



MADE IN THE U.S.A.

MODEL NUMBER AND OPTIONS:

1.) Outdoor Bottle Filler Type:

CWBF-1WM Outdoor Wall Mounted Single Bottle Filler

2.) Actuator options (select one):

RPB Recessed Push Button
 BO Battery Operated Infrared Sensor

3.) Options:


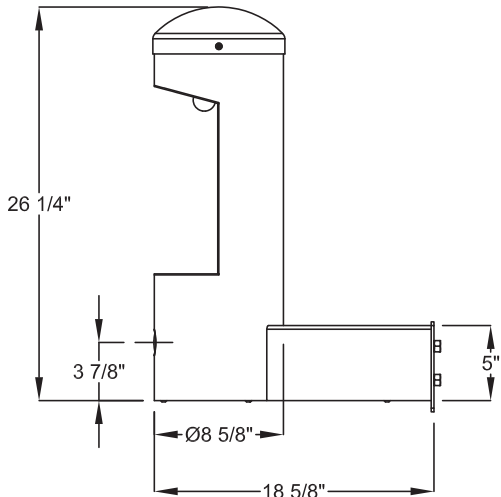
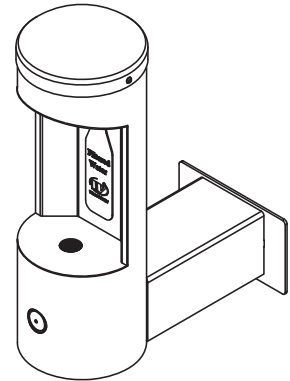
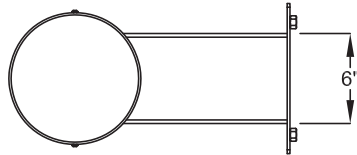
316-1 316 Stainless Steel Body, Single
 SOV Shut Off Valve

4.) Colors (select one):

SL Silver
 G Green
 R Red
 BL Blue
 O Orange
 V Violet
 Y Yellow
 BR Brown
 BK Black
 BE Beige
 W White

Approved For Manufacturing By: _____ Date: _____ Company: _____
 Wall Thickness: _____ Wall Type: _____

VERIFY ALL DIMENSIONS WITH FACTORY PRIOR TO ROUGH-IN
 WILLOUGHBY RESERVES THE RIGHT TO MAKE CHANGES IN DESIGN AND DIMENSIONS WITHOUT FORMAL NOTICE AND WITHOUT INCURRING OBLIGATION.



visit our website at www.wiloughbystainlessfountains.com

5105 West 78th Street • Indianapolis, IN. 46268
 (317) 875-0830 • Fax: (317) 875-0837 • (800) 428-4065



MADE IN THE U.S.A.